

MOEN® 摩恩

三功能手持花洒 艾丝丽系列



文中图片仅供参考
(款式因型号而异)

如需安装支持, 配件丢失等, 请联系MOEN。
(中国) 400-630-8866
www.moen.cn

©2023 Moen Incorporated

注意事项

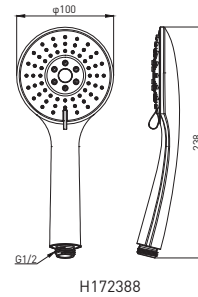
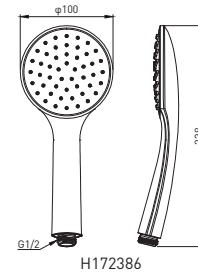
- 本产品已经出厂检测及调试, 请勿自行拆卸。
 - 安装前请先彻底冲洗供水管以清除管道中的杂质。
 - 花洒的推荐工作压力: 0.2~0.5Mpa(2~5Bar); 花洒的最高工作压力: 0.5Mpa (5Bar)。水压超过0.5Mpa (5Bar) 须安装减压阀。
 - 花洒最高工作温度及环境温度: 60 °C。
- 请特别注意花洒及花洒软管须远离加热器, 否则可能损坏花洒及其密封件, 甚至对使用者造成伤害。

产品功能特点

- 花洒水
- 有效按摩
- 喷洒按摩

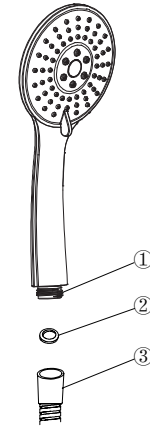
产品尺寸

单位: mm



安装说明

将垫片②(用户自备)放入软管③(用户自备)接头内, 将手持花洒①旋紧在软管③上。



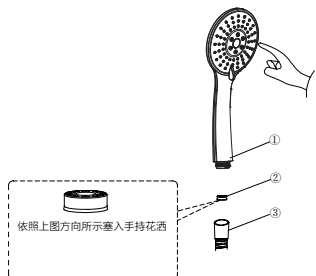
花洒外形因不同型号而不同, 上图仅供参考

清洗说明

如何清除出水口水垢和过滤组件杂质:

出水孔在使用一段时间后可能会堆积杂质或结垢导致水流变形、流量减小。

1. 请打开水源, 用力按压和摩擦橡胶出水孔, 可以轻松将杂质或结垢清除。
2. 将花洒①从软管③中旋出, 然后用镊子将过滤组件②挑出, 再用清水将过滤组件中的杂质清洗干净, 最后再依次反转回去。



依照上图方向所示塞入手持花洒

如何清洁花洒:

- 为保持花洒洁净, 请定期清洁。
- 先用清水或中性的液体清洁剂清洗, 再用干净的软布彻底擦干整个表面。
- 切勿使用任何具有酸性和研磨作用的清洁剂。
- 禁止使用钢丝球、钢丝刷等硬质物品清洗, 以免划伤产品外表面。

产品售后保修条款

摩恩产品是在高质量标准及生产工艺下制造的, 摩恩承诺为消费者购买的洁具产品提供有期限免费保修及终身维修服务。

花洒免费保修期为1年, 均自消费者购买日(以摩恩产品分销商开具的发票或收据上载明日期为准)起计。

免费保修范围为产品及产品配件由于材质及工艺原因而造成的故障或损坏。免费保修期内, 我们将无偿为您提供维修服务及更换发生故障的产品或产品配件。摩恩的售后服务责任仅限于对故障产品的修理, 而不延及您因产品故障而发生的其他损失, 法律另有规定的除外。

您需了解: 产品外观碰伤、刻划痕迹, 以及滥用及不正当保养所导致的故障或损坏, 均不属于免费保修范围。即使在免费保修期内, 属下列

- (1) - (5) 情况之一的, 需酌情收取修理费用:
1. 不能出示相符的保修卡和有效购买凭证情况的,
2. 未按使用说明告知的使用方法和注意事项造成的故障,
3. 自行拆卸、维修、改装所造成的故障和损坏,
4. 由于不可抗力等外部原因引起的故障和损坏,
5. 由于运输、搬卸、挤压等造成的损坏。

对于保修期外或不在保修范围内的产品, 如需维修, 摩恩将酌情收取上门费、人工费及材料费。

本保修条款仅对原始消费者和酒店行业的购买者有效, 并不适用于本产品工业, 商业, 贸易和非酒店行业的使用。

如对本保修条款内容有任何疑问, 请拨打400 630 8866 咨询热线, 或向当地分销商咨询。

MOEN® 摩恩

合格证
Compliance Certification

产品名称 手持花洒
Product Name Handheld Shower

检验员 _____
Inspector

生产日期 _____
Date of Production

富俊汇赢科技(上海)有限公司
中国(上海)自由贸易试验区新杨公路
1800弄1号4幢207室
邮编: 201413

Fortune Brands Innovations (Shanghai) Co., Ltd.
Room 207, Building 4, No.1, Lane 1800, Xinyang Highway,
China (Shanghai) Pilot Free Trade Zone

MOEN® 摩恩

Handheld Shower

QUEENLY Series



Image is for reference only
(Style varies by model)

PLEASE CONTACT MOEN FIRST
For Installation Help, Missing or Replacement Parts
(China) 400-630-8866
www.moen.cn

©2023 Moen Incorporated

CAUTIONS

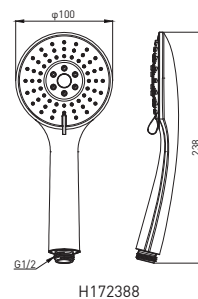
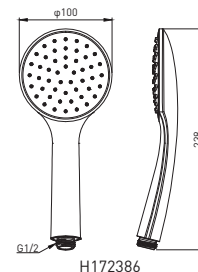
- The product have been passed the functionality test before ex-factory, please do not dismantle by yourself at will.
 - Flush the water supply pipes thoroughly to remove debris.
 - Recommended working pressure: 0.2~0.5 Mpa (2~5Bar). The highest working pressure is 0.5Mpa(5Bar). If it exceeds 0.5Mpa (5Bar), a pressure reducer is needed.
 - The highest water and environment temperature is 60°C.
- Please keep showerhead away from heater, or it may be damaged and cause injury to the user.

Function Features

- Spray water
- Hard massage
- Spray massage

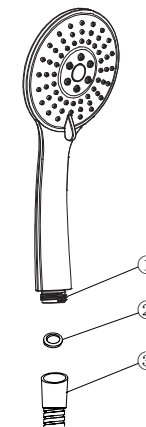
Dimensions

Unit: mm



Installation Instructions

1. Put the washer (②) (provided by user) into the hose nut (③) (provided by user).
2. Rotate and connect the showerhead (①) to the hose nut (③).



The appearance of the Handheld Shower varies according to the different models. The figure above is for reference only.

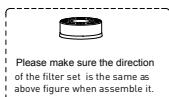
Cleaning Instructions

How to Clean the Nozzles and Filter assembly:

Any debris or mineral build-up may cause the flow stream to become distorted or reduce the flowrate.

To remove the debris or mineral build-up:

1. Run water through the handheld shower, and then press and rub the rubber water nozzles firmly.
2. Back out showerhead (①), and then take out the filter assembly (②) with tweezers and clean it. After that, install all back.



Please make sure the direction of the filter set is the same as above figure when assemble it.

How to Clean the Shower Body:

- Keep the product clean with clean water or mild liquid detergent regularly.
- Rinse it with clean water or mild liquid, and then dry it with soft cloth.
- Do not use acid or abrasive detergents.
- Do not clean the product with hard materials, for example, steel wool, scourer, etc.

MOEN LIMITED WARRANTY

We offer limited warranty and lifetime maintenance for Moen products, which are all manufactured with high standards of workmanship.

The period of warranty shall start from the date of purchase of the product (according to the invoice or receipt issued by Moen distributors) and shall cover a period of the following: the warranty period for shower is 1 year.

This warranty is your coverage against material and workmanship malfunction or defects in Moen products or components. During the warranty period, we offer free maintenance and changing of malfunctioned products or product components. Moen's after sales service liability is limited to the maintenance of faulty items and does not cover your other losses caused by product malfunction, except for other ways stipulated by law.

Cosmetic damages (scratches, dents, etc.) and malfunction or defects caused by abuse or improper maintenance is not covered by this warranty. Although the warranty period remains valid, in case of the following conditions (1) - (5), the maintenance cost (material cost and labor cost) shall still be charged as the case may be:

1. Corresponding warranty card and valid invoice cannot be presented;
2. Faults were caused by the non-compliance with the instructions and precautions provided in the user's manual;

3. Damages and faults were caused by self-actuated dismantling, repair and refit;
4. Faults and damages were caused by external factors such as force majeure;
5. Damages were caused by transportation, unloading and extrusion, etc.

This warranty is valid for the original consumers only (including hotel use), and excludes industrial and commercial use of the product (except for hotel use). This card is only responsible for product maintenance rather than any other liabilities.

In the event that the product requires maintenance but exceeds the warranty period, or that the product is not covered by this warranty, labor cost and material cost shall be charged as the case may be.

Please call 400-630-8866 or contact local dealer for any question.

MOEN® 摩恩

合格证
Compliance Certification

产品名称 手持花洒
Product Name Handheld Shower

检验员 _____
Inspector

生产日期 _____
Date of Production

富俊汇丽科技(上海)有限公司
中国(上海)自由贸易试验区新杨公路
1800弄1号4幢207室
邮编: 201413

Fortune Brands Innovations (Shanghai) Co., Ltd.
Room 077, Building 4, No. 1, Lane 1800, Xinyang Highway,
China Shanghai Pilot Free Trade Zone